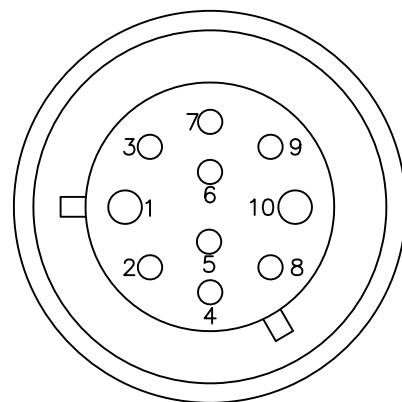
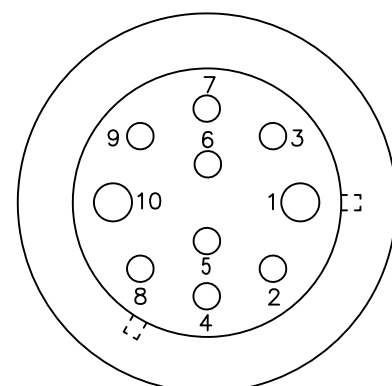


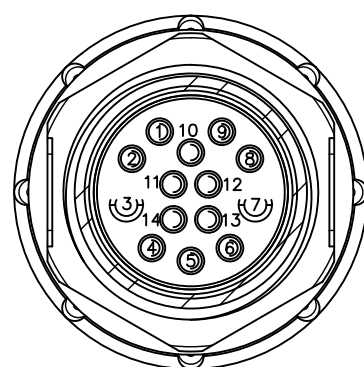
THIS COPY WILL BE UNCONTROLLED WHEN PRINTED



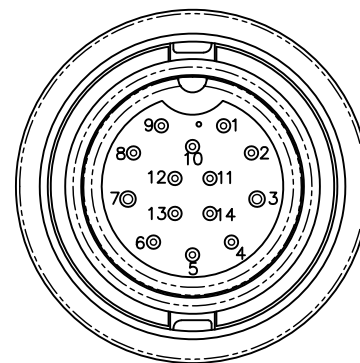
PIN VIEW/
FACE VIEW



SOLDER LUG/
REAR VIEW

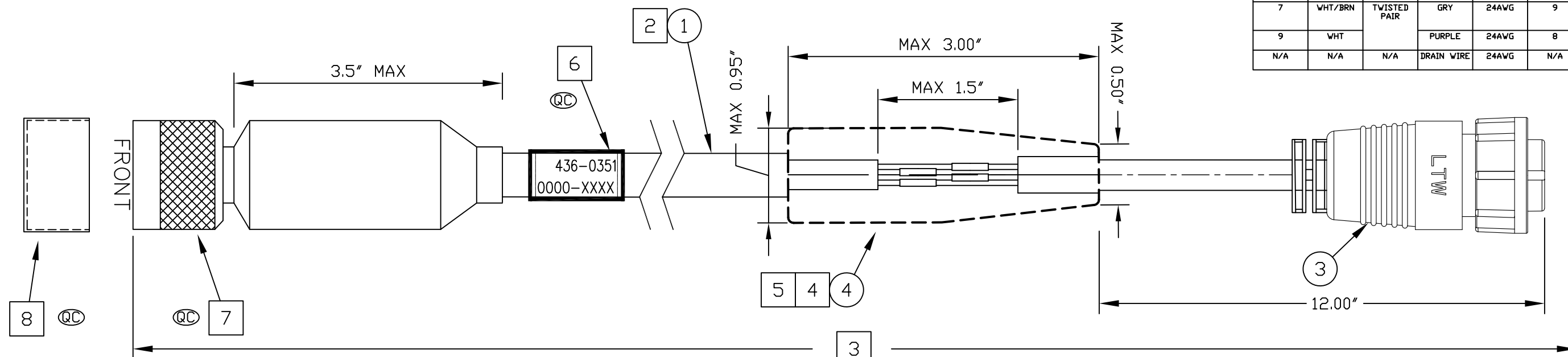


SOLDER LUG/
REAR VIEW



PIN VIEW/
FACE VIEW

MINK-10-CCP TO CDU-14AFMM-LL7A01					
MINK-10-CC PL	FALMAT FM 22208-10		CDU-14AFMM-LL7A01		
PIN #	COLOR	DESC	COLOR	DESC	PIN #
1	RED	20AWG	RED	24AWG	3
	WHT	20AWG	PINK	24AWG	11
10	BLK	20AWG	BLU	24AWG	7
	GRN	20AWG	LIGHT GREEN	24AWG	12
2	WHT/DRG	TWISTED PAIR	GRN	24AWG	6
4	WHT		BLK/WHT	24AWG	13
5	WHT/GRN	TWISTED PAIR	DRG	24AWG	4
8	WHT		BRN/WHT	24AWG	14
3	WHT/BLU	TWISTED PAIR	BRN	24AWG	2
6	WHT		BLK	24AWG	1
7	WHT/BRN	TWISTED PAIR	GRY	24AWG	9
9	WHT		PURPLE	24AWG	8
N/A	N/A	N/A	DRAIN WIRE	24AWG	N/A



PART # = 436-03510000-XXXX
XXXX = LENGTH IN FEET

NOTES:

ALL PARTS AND PROCESSES USED ON THIS ASSEMBLY MUST COMPLY WITH THE RoHS DIRECTIVE

- 1 FOR TOLERANCES PLEASE REFER TO THE TABLE.
- 2 CABLE MINIMUM BEND RADIUS = 5".
- 3 THE LAST 4 DIGITS OF THE PART NUMBER STATES THE LENGTH OF THE CABLE IN FEET.
- 4 MAXIMUM 1/2" UNTWISTED FOR ALL TP.
- 5 BEFORE MOLDING: INSERT HEATSHRINK FIRST, THEN SOLDER WIRES. MOLDING DETAILS:
-ABRADE CABLE JACKET WITH 240 WET/DRY PAPER.
-POSITION MOLD ALONG CABLE PER ABOVE AND POT WITH 3M SCOTCHCAST 2131 (ITEM3).
- 6 BEFORE INSTALLING THE CONNECTOR:
PRINT PART# USING 1/8" BLACK TEXT ON WHITE, THEN COVER WITH CLEAR HEATSHRINK.
- 7 LUBRICATE O-RINGS AND INSTALL ON CONNECTOR IF APPLICABLE, USE MOLYKOTE 55 O-RING GREASE OR EQUIVALENT TO LUBRICATE
- 8 INSTALL PUSH-ON PROTECTIVE CAP (SUPPLIED WITH CONNECTOR).

QC IMPORTANT TO CHECK.

CABLE AND WIRE LENGTH TOLERANCE		APPROVALS	NAME	DATE
≤1 FT	+1 IN -0 IN	DRAWN	DM	2017-DEC-11
>1 FT-5 FT	+2 IN -0 IN	REVISD	DM	2023-NOV-21
>5 FT-10 FT	+4 IN -0 IN	ENGR		
>10 FT-25 FT	+6 IN -0 IN	CHECKED		
>25 FT	+5% -0%	PRDD		
		QA		
		ISSUED		
DO NOT SCALE DRAWING. CONFIDENTIAL. DO NOT COPY.				

ISS	DESCRIPTION	DATE
1.3	ECO-6647	2023-NOV-21
1.2	ECO-6256	2023-JUL-19
1.1	ECO-6190	2014-SEP-18

REVISIONS		
Kongsberg Discovery Canada Ltd.		
CABLE ASSEMBLY M3 SONAR INTERFACE HEAD CABLE		
SIZE	DWG. NO.	ISS
B	436-03511000	1.3
SCALE: NTS	W.D. NO.	SHEET 1 OF 1

PROPRIETARY NOTICE
THIS DOCUMENT CONTAINS INFORMATION WHICH IS SOLE PROPERTY OF KONGSBERG DISCOVERY CANADA LTD AND IS RECEIVED IN CONFIDENCE. ITS CONTENTS MAY NOT BE DISCLOSED OR REPRODUCED IN ANY WAY WITHOUT WRITTEN CONSENT OF KONGSBERG DISCOVERY CANADA LTD.