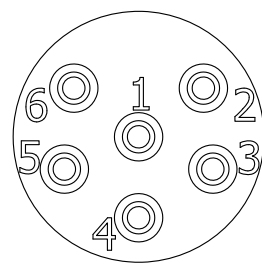
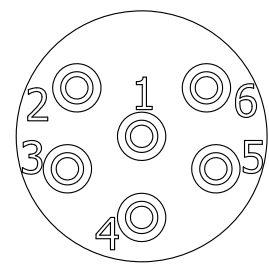


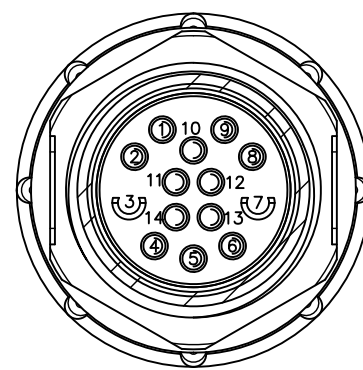
THIS COPY WILL BE UNCONTROLLED WHEN PRINTED



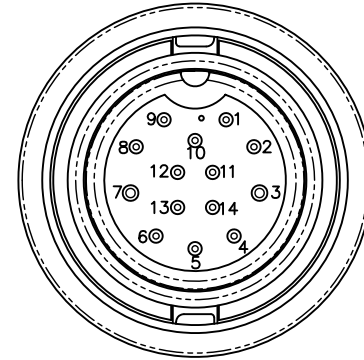
PIN VIEW/  
FACE VIEW



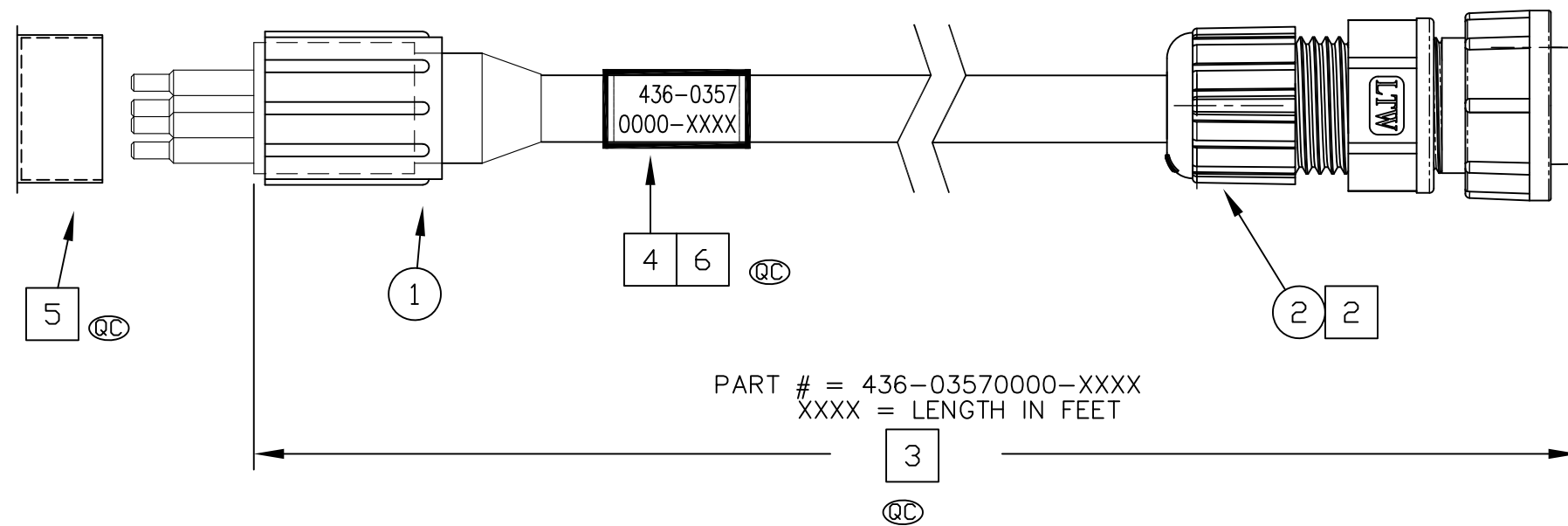
SOLDER LUG/  
REAR VIEW



SOLDER LUG/  
REAR VIEW



PIN VIEW/  
FACE VIEW



PART # = 436-03570000-XXXX  
XXXX = LENGTH IN FEET

MCIL6M TO CDU-14BFMA-LL7001			
SUBCONN MCIL6M	VALEPORT CABLE WHIP 0652EA10-FE		CDU-14BFMA- LL7001
PIN #	COLOR	DESC	PIN #
1	BLK	20AWG	14
2	WHT	20AWG	6
3	RED	20AWG	2
4	GRN	20AWG	11
5	DRG	20 AWG	N/C
6	BLU	20 AWG	12
SHIELD	YEL/GRN	20AWG	5
N/C			1,3,4,7,8,9,10, 13

**NOTES:**

ALL PARTS AND PROCESSES USED ON THIS ASSEMBLY MUST COMPLY WITH THE RoHS DIRECTIVE

- 1 FOR TOLERANCES PLEASE REFER TO THE TABLE.
- 2 WHEN THE CABLE CUT TO THE SPECIFIED SIZE, EXPOSE THE WIRES FOR 1/2" AND SOLDER TO THE CONNECTOR AND TIGHTEN THE CABLE GLAND
- 3 THE LAST 4 DIGITS OF THE PART NUMBER STATES THE LENGTH OF THE CABLE IN FEET.
- 4 PRINT PART NUMBER USING 1/8" BLACK TEXT ON WHITE, THEN INSTALL CLEAR HEATSHRINK OVER.
- 5 KEEP THE COVER CAP ON THE CONNECTOR.
- 6 KEEP THE FINISHED CABLE WITH THE SVS UNIT.

QC IMPORTANT TO CHECK.

CABLE AND WIRE LENGTH TOLERANCE	APPROVALS	NAME	DATE	ISS	DESCRIPTION	DATE
≤1 FT	+1 IN -0 IN	REVIS	DM	2017-DEC-11		
>1 FT-5 FT	+2 IN -0 IN	ENGR				
>5 FT-10 FT	+4 IN -0 IN	CHECKED				
>10 FT-25 FT	+6 IN -0 IN	PRD				
>25 FT	+5% -0%	QA				
		ISSUED				
DO NOT SCALE DRAWING. CONFIDENTIAL. DO NOT COPY.						

ISS	DESCRIPTION	DATE
1.2	ECO-6647	2023-NOV-21
1.1	ECO-6587	2023-MAY-09

Kongsberg Discovery Canada Ltd.		
CABLE ASSEMBLY M3 SONAR I/F SVS CABLE		
SIZE B	DWG. NO. 436-03571000	ISS 1.2
SCALE: NTS	W.D. NO.	SHEET 1 OF 1

PROPRIETARY NOTICE  
 THIS DOCUMENT CONTAINS INFORMATION WHICH IS SOLE PROPERTY OF KONGSBERG DISCOVERY CANADA LTD AND IS  
 RECEIVED IN CONFIDENCE. ITS CONTENTS MAY NOT BE DISCLOSED OR REPRODUCED IN ANY WAY WITHOUT  
 WRITTEN CONSENT OF KONGSBERG DISCOVERY CANADA LTD.